



RAMAIAH
College of Arts, Science
& Commerce

INTERNAL QUALITY ASSURANCE CELL – (IQAC)

PRESENTS

STAKEHOLDERS FEEDBACK ANALYSIS ON CURRICULUM

ACADEMIC YEAR – 2021-22

TABLE OF CONTENTS

Sl.no	Title	Page no.
1	Blank feedback forms for different stakeholders	3-5
2	Student feedback analysis question wise	7-11
3	Employer feedback analysis question wise	12-18
4	Teachers feedback analysis question wise	19-25
5	Alumni feedback analysis question wise	26-32
6	Parent feedback analysis question wise	33-41
7	IQAC Recommendations	42

BLANK FEEDBACK FORMS FOR DIFFERENTSTAKEHOLDERS

STUDENTS FEEDBACK ON CURRICULUM

Parameters	Strongly agree	Agree	Satisfactory	Disagree	Strongly disagree
1. Course content of the syllabus was updated and relevant					
2. Course curriculum intellectually stimulate you					
3. Open courses offered under CBCS were diverse and resourceful					
4. Overall learning environment offered in the institution is excellent					
5. Program was capable of catering to my requirement at the workplace					
6. Syllabus create any interest to pursue post-graduation/ Research in the particular topic					
7. Syllabus prescribed was well organized and structured					

EMPLOYERS FEEDBACK ON CURRICULUM

Sl.no	Parameter	Strongly agree	Agree	Satisfactory	Disagree	Strongly disagree
1	Ability of employee to apply the knowledge of the course in his work					
2	Ability to work as a team					
3	Communication skills of the employee strong					
4	Course content develops the right skill set to perform on job					
5	Curriculum is relevant to the local and national educational needs					
6	Is the syllabus research oriented					
7	Maintenance of work discipline					
8	Overall performance of the employee are good					

9	Reliability and honesty towards assigned work					
10	The course has good balance between theory and practical					

TEACHERS FEEDBACK ON CURRICULUM

Parameters	Strongly agree	Agree	Satisfactory	Disagree	Strongly disagree
1.Board of studies is taking care to ensure the currency and relevance of the programme offering.					
2.Employability is given weightage in curriculum design and development.					
3.Enough freedom to contribute my ideas on curriculum design and development					
4.The system followed by the University for the Design and development of curriculum is effective.					
5.The curriculum has been updated from time to time.					
6.Representation from business and industry in Boards of studies is helpful in designing and improving the courses.					
7.Course outcomes and program outcomes are well defined and clear					
8. Course contents is research oriented					
9.Course has good balance between theory and practical					

ALUMNI FEEDBACK ON CURRICULUM

Sl. No.	Parameters	Strongly agree	Agree	Satisfactory	Disagree	Strongly disagree
1	Course content of the syllabus was updated and relevant					
2	course curriculum intellectually stimulate you					
3	Course outcome is well defined and clear					
4	Open courses offered under CBCS were diverse and resourceful					
5	Overall learning environment offered in the institution is excellent					
6	Program was capable of catering to my requirement at the workplace					
7	Syllabus create any interest to pursue post-graduation/ Research in the particular topic					
8	Syllabus prescribed was well organized and structured					
9	The course contents have good balance between theory and practice					

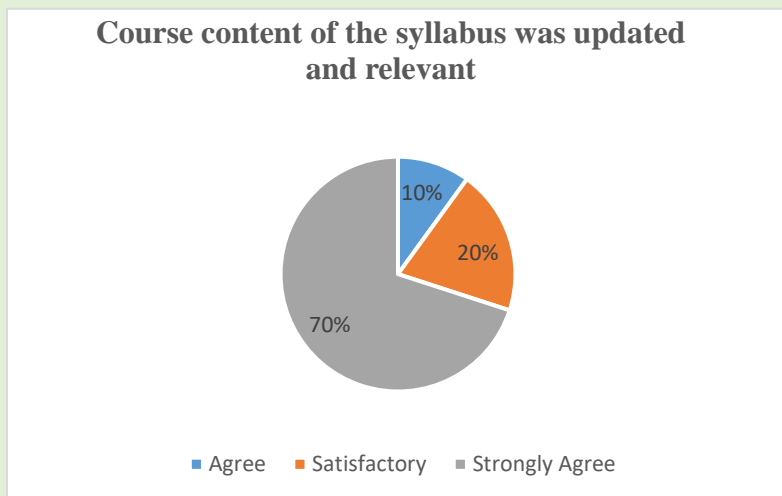
PARENT FEEDBACK ON THE INSTITUTION

SL. NO	PARTICULARS	Strongly agree	Agree	Satisfactory	Disagree	Strongly disagree
1	Academic discipline (i.e. timely conduct of lectures, practical					
2	Admission procedure					
3	Canteen Facility					
4	Examination system adopted by the college					
5	Improvement in soft skills, knowledge, ethics in your ward					
6	Infrastructure and lab facility					
7	Library					
8	Placement Facility					
9	Sports and cultural activities					
10	Student's Counselling and Guidance					
11	Use of information and communication technology in the college					
12	Work Culture observed by you and your ward					

Student's Feedback on Curriculum

1. Course content of the syllabus was updated and relevant

Agree	10%
Satisfactory	20%
Strongly Agree	70%

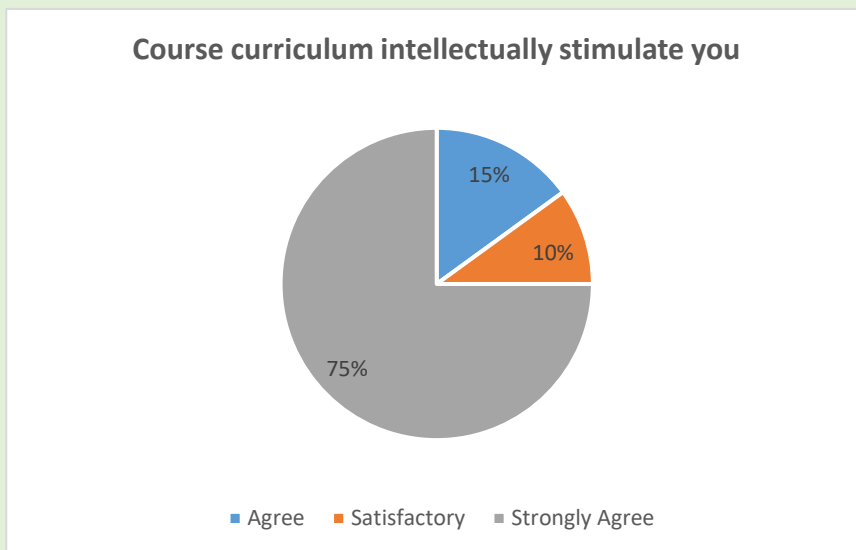


Observation:

The figure shows how the Course content of the syllabus was updated and how relevant it was. It has been observed that 10% of students agree that the Course content of the syllabus was updated from time to time. 20% of students felt that course syllabus updation was relevant and satisfactory. 70% students strongly agree that there was Excellency in the course content of the syllabus that was updated and it was relevant.

2. Course curriculum intellectually stimulate you

Agree	15%
Satisfactory	10%
Strongly Agree	75%

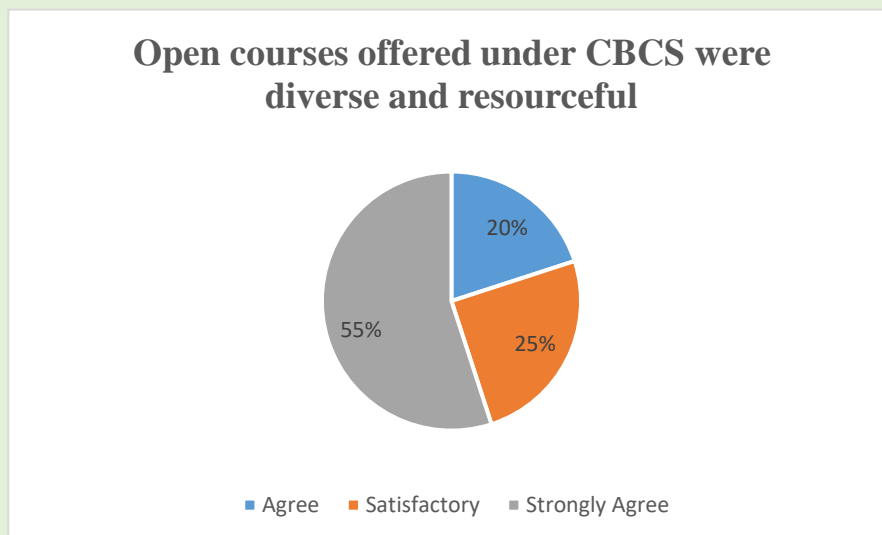


Observation:

The figure shows whether the course curriculum intellectually stimulates the students. It has been observed that 15% of students agree that the course curriculum intellectually stimulates the students. 10% of students are satisfied that the course curriculum intellectually stimulates the students. 75% of students strongly agree that the course curriculum intellectually stimulates the students.

3. Open courses offered under CBCS were diverse and resourceful

Agree	20%
Satisfactory	25%
Strongly Agree	55%

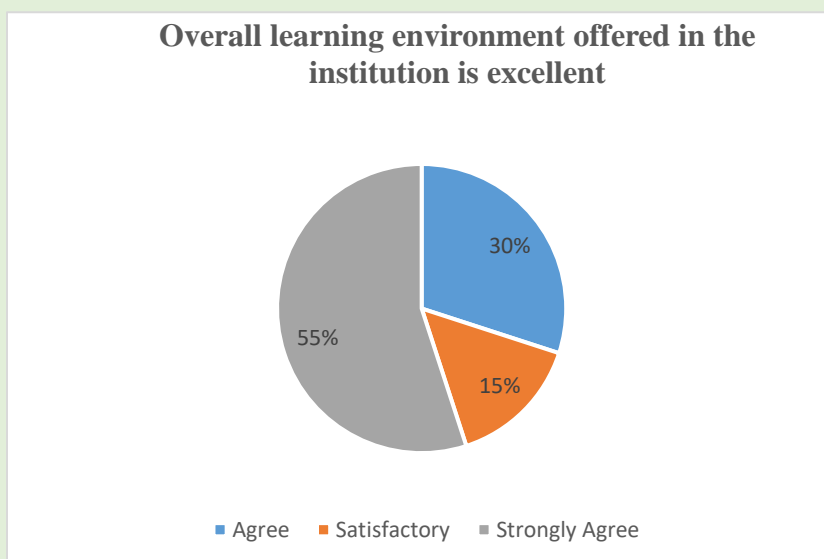


Observation:

The figure shows whether the open courses offered under CBCS were diverse and resourceful. It has been observed that 20% students agree that the open courses offered under CBCS were diverse and resourceful. 25% students are satisfied that the open courses offered under CBCS. 55% students strongly agree that the open courses offered under CBCS were diverse, resourceful and excellent.

4. Overall learning environment offered in the institution is excellent

Agree	30%
Satisfactory	15%
Strongly Agree	55%



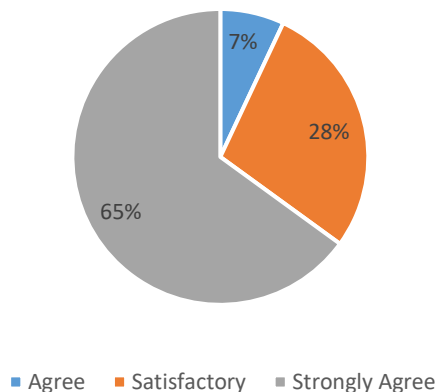
Observation:

The figure shows whether the overall learning environment offered in the institution is excellent. It has been observed that 30% students agree that the overall learning environment offered in the institution is good. 15% students are satisfied about the overall learning environment offered in the college. 55% students strongly agree that the overall learning environment offered in the institution is excellent.

5. Program was capable of catering to my requirement at the workplace

Agree	7%
Satisfactory	28%
Strongly Agree	65%

Program was capable of catering to my requirement at the workplace



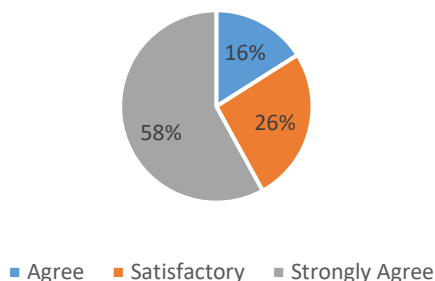
Observation:

1. The figure shows whether the program was capable of catering to the student's requirements at the workplace. It has been observed that 7% of students agree that the program was capable of catering to the needed requirements. 28% of students felt that the program catering to the student's requirements at the workplace was good and satisfactory. 65% students strongly agree that Program was capable of catering to my requirement at the workplace.

6. Syllabus create any interest to pursue post-graduation/ Research in the particular topic

Agree	16%
Satisfactory	26%
Strongly Agree	58%

Syllabus create any interest to pursue post-graduation/ Research in the particular topic

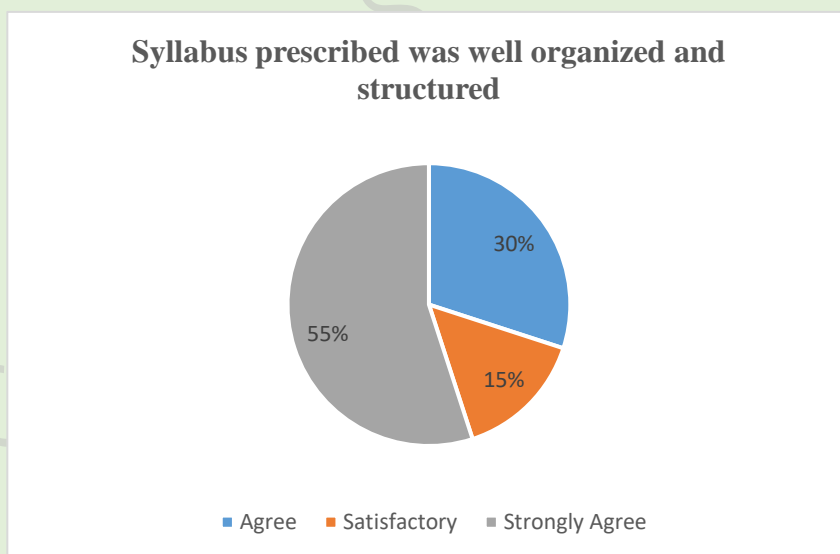


Observation:

The figure clearly states whether the syllabus create any interest to pursue post-graduation/ Research in the particular topic. It has been observed that 16% students agree that the syllabus creates interest to pursue post-graduation. 26% students are satisfied with the syllabus. 58% students strongly agree that the syllabus is excellent and creates interest to pursue post-graduation/research in the particular topic.

7. Syllabus prescribed was well organized and structured

Agree	30%
Satisfactory	15%
Strongly Agree	55%



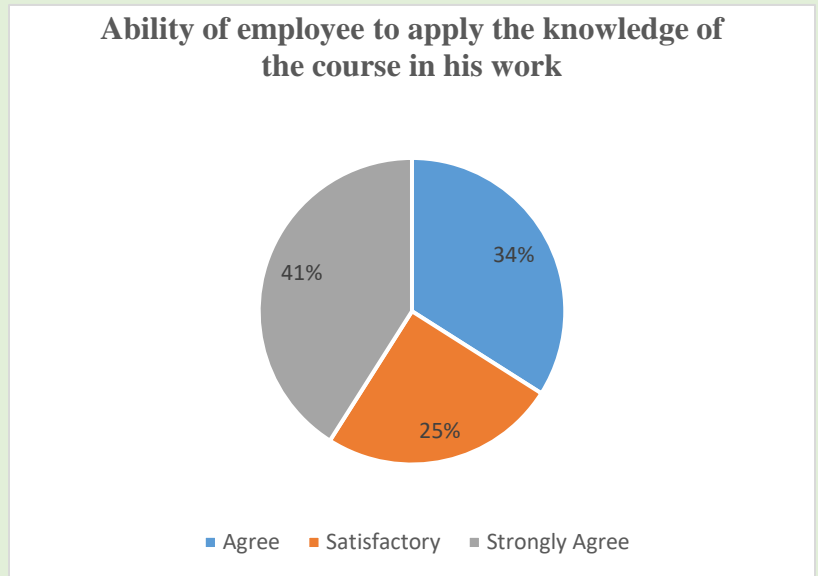
Observation:

The figure conveys whether the Syllabus prescribed was well organized and structured. It has been observed that 30% of students agree that the Syllabus prescribed was well organized. 15% of students are satisfied with the syllabus given by the institution. 55% of students strongly agree that the syllabus prescribed is excellent, well organized, and structured.

Employer's Feedback Analysis

1. Ability of employee to apply the knowledge of the course in his work

OPTIONS	RESPONSES
Agree	34%
Satisfactory	25%
Strongly Agree	41%

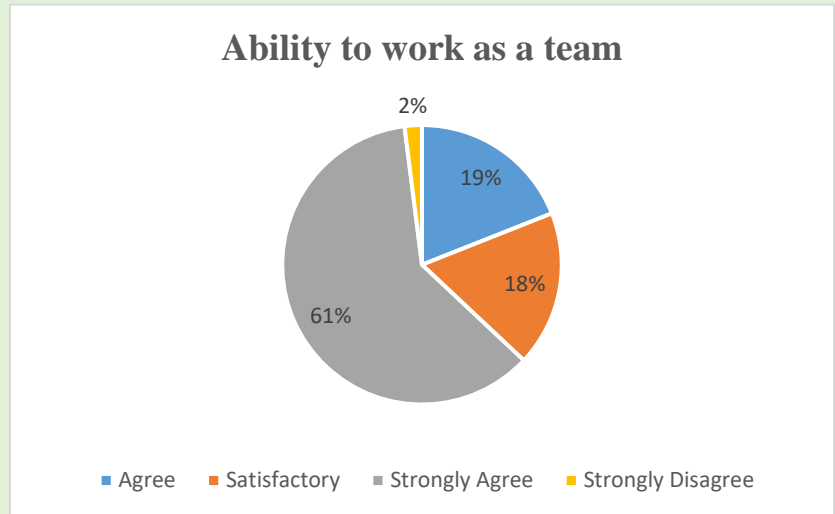


Observation:

The figure shows the Ability of employee to apply the knowledge of the course in his work. It has been observed that 34% of employers agree that the employee has certain ability to apply knowledge of the course in work. 25% Employers felt that the ability of the employee is satisfactory. 41% Employers strongly agree that the employee has Excellency in applying the knowledge of the course at his work.

2. Ability to work as a team

OPTIONS	RESPONSES
Agree	19%
Satisfactory	18%
Strongly Agree	61%
Strongly Disagree	2%

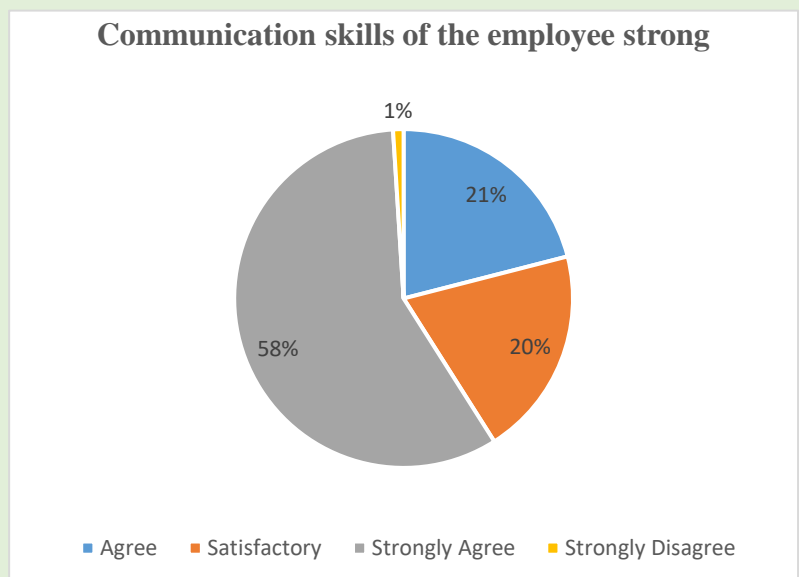


Observation:

The figure portrays the ability of the employee to work as a team. It has been observed 19% of employers agree that the employee has certain ability to work as team. 18% Employers felt that the ability of the employee to work as team is satisfactory. 61% employers strongly agree that the employee has Excellency in adopting and working as a team and 2% employers strongly disagree to the statement.

3. Communication skills of the employee strong

OPTIONS	RESPONSES
Agree	21%
Satisfactory	20%
Strongly Agree	58%
Strongly Disagree	1%

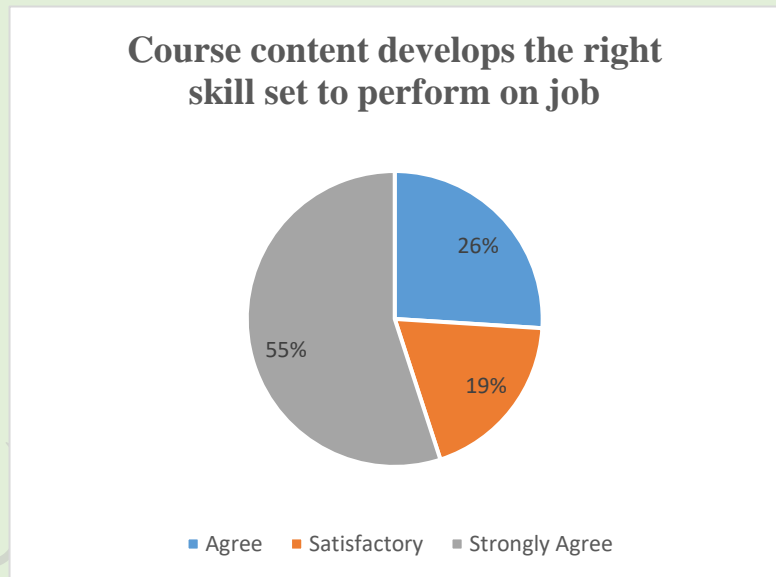


Observation:

The above figure depicts the communication skills of the employee. It has been observed that 21% of employers agree that the employee has manageable communication skills. 20% employers felt that the employee has good communication skills at work. 58% employers strongly agree that the employee has excellent communication skills, and 1% employers strongly disagree to the statement.

4. Course content develops the right skill set to perform on job

OPTIONS	RESPONSES
Agree	26%
Satisfactory	19%
Strongly Agree	55%

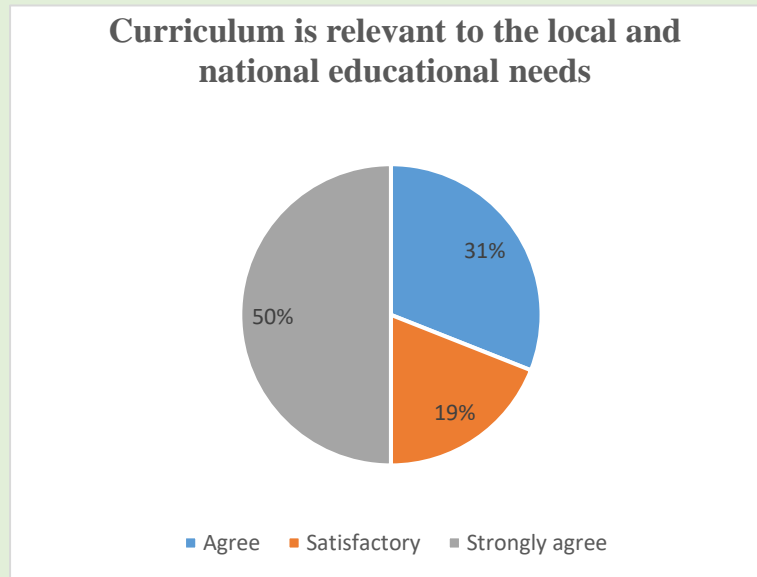


Observation:

The figure shows that the Course content develops the right skill set to perform on job. It has been observed that 26% of employers agree to the statement. 19% employers felt that the course content fairly develops the right skill set. 55% employers strongly agree that the course content plays a major role in developing the right skill set to perform on job.

5. Curriculum is relevant to the local and national educational needs

OPTIONS	RESPONSES
Agree	31%
Satisfactory	19%
Strongly agree	50%

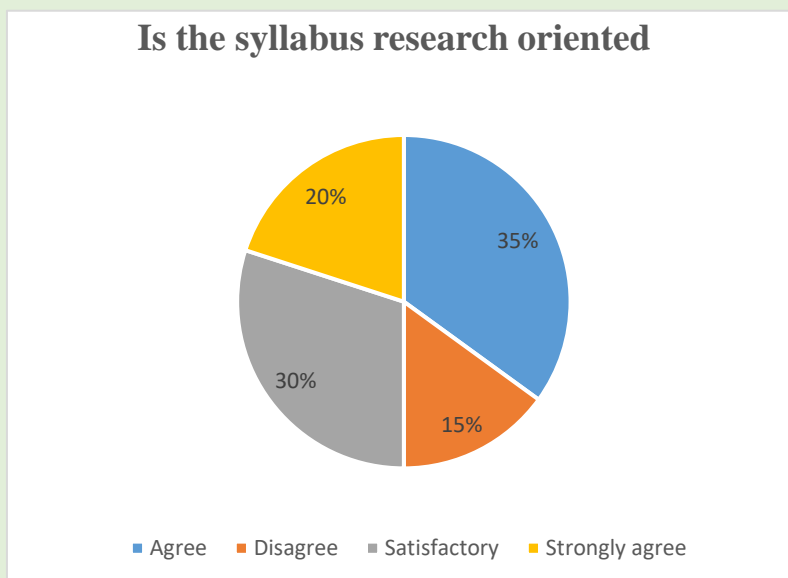


Observation:

The above diagram shows whether the Curriculum is relevant to the local and national educational needs. It has been observed 31% of employers agree to the statement. 19% employers felt that there is a need of Curriculum for local and national educational needs and 50% employers strongly agree that the Curriculum is very much relevant to the local and national educational needs.

6. Is the syllabus research oriented?

OPTIONS	RESPONSES
Agree	35%
Disagree	15%
Satisfactory	30%
Strongly agree	20%

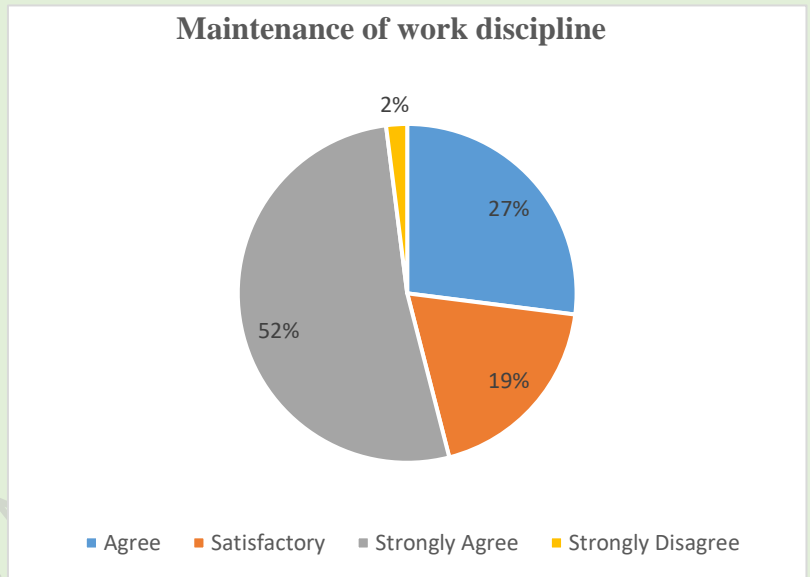


Observation:

The above figure depicts whether the syllabus is research oriented. It has been observed that 35% of employers agree that the syllabus is research oriented. 15% employers believe that the syllabus is not research oriented. 30% employers felt the statement id satisfactory and 20% employers strongly agree that the syllabus is research oriented.

7. Maintenance of work discipline

OPTIONS	RESPONSES
Agree	27%
Satisfactory	19%
Strongly Agree	52%
Strongly Disagree	2%

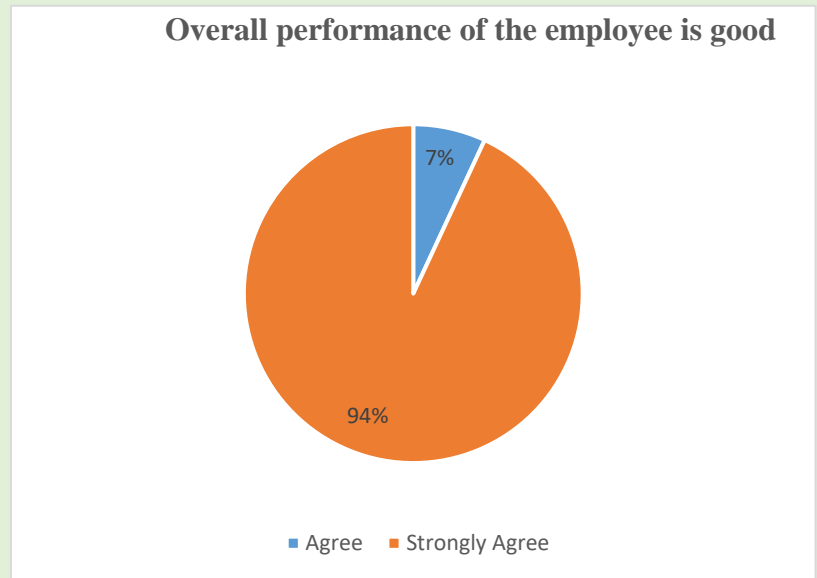


Observation:

The above figure depicts the maintenance of work discipline by the employee. It has been observed that 27% of employers agree that the employee has work discipline. 19% employers felt that the employee has good maintenance of work discipline. 52% employers strongly agree that the employee has excellent maintenance of work discipline. 2% employers strongly disagree to the statement.

8. Overall performance of the employee is good

OPTIONS	RESPONSES
Agree	7%
Strongly Agree	94%

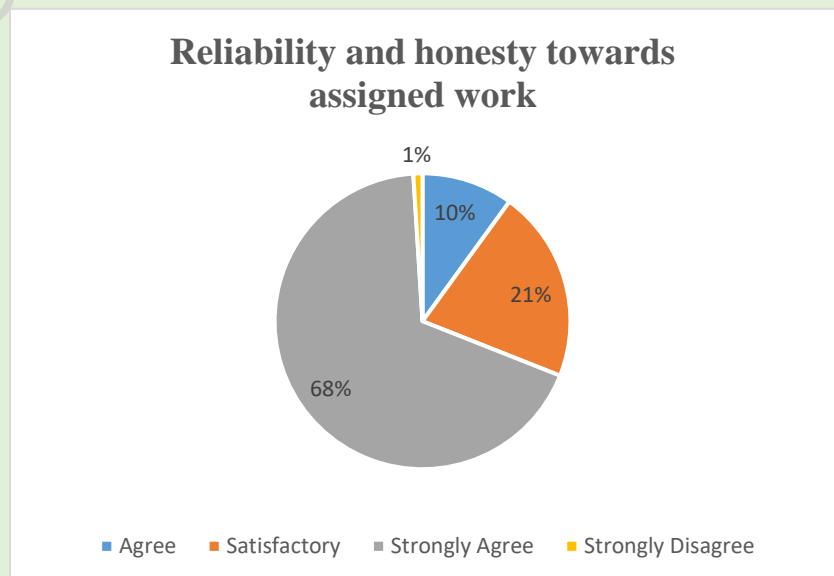


Observation:

The above figure depicts the overall performance of the employee. It has been observed that 7% of employers agree that the overall performance of the employee is good. 94% employers strongly agree to the statement that overall performance of the employee is excellent.

9. Reliability and honesty towards assigned work

OPTIONS	RESPONSE
Agree	10%
Satisfactory	21%
Strongly Agree	68%
Strongly Disagree	1%

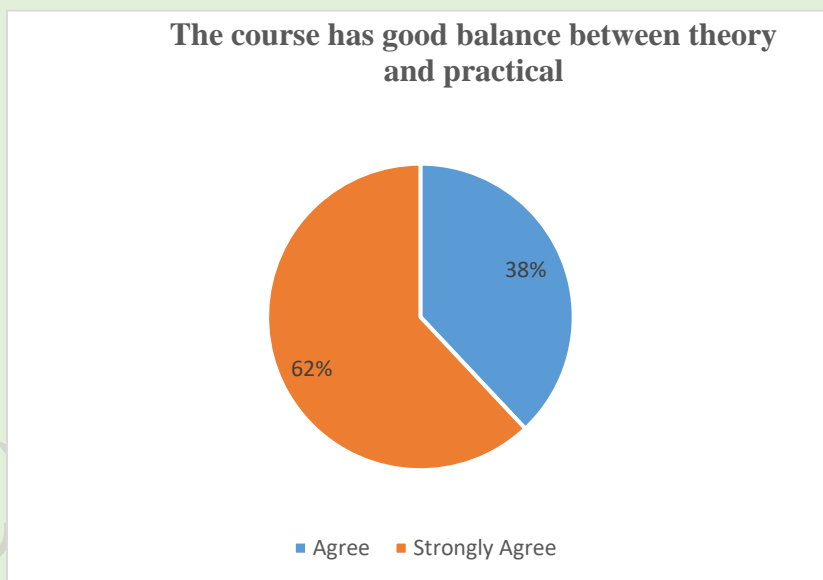


Observation:

The above figure depicts the reliability and honesty of the employee towards assigned work. It has been observed that 10% of employers agree that the employee is reliable and honest. 21% employers felt that the reliability and honesty of the employee is satisfactory, 68% employers strongly agree that the reliability and honesty of the employee towards assigned work is excellent and 1% employers strongly disagree to the statement.

10.The course has good balance between theory and practical

OPTIONS	RESPONSES
Agree	38%
Strongly Agree	62%



Observation:

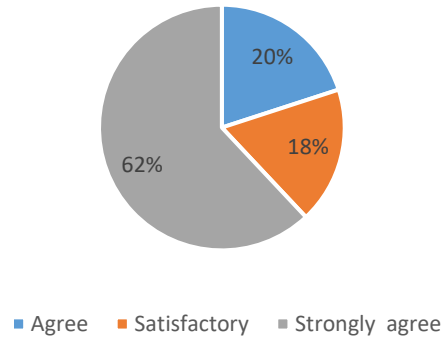
The above figure depicts whether the course have good balance between theory and practical. It has been observed that 62% of employers agree that the course have good balance between theory and practical and 38% Employers strongly agree to the statement.

Teachers Feedback on Curriculum

1. Board of studies is taking care to ensure the currency and relevance of the programme offering.

Agree	20%
Satisfactory	18%
Strongly agree	62%

Board of studies is taking care to ensure the currency and relevance of the programme offering



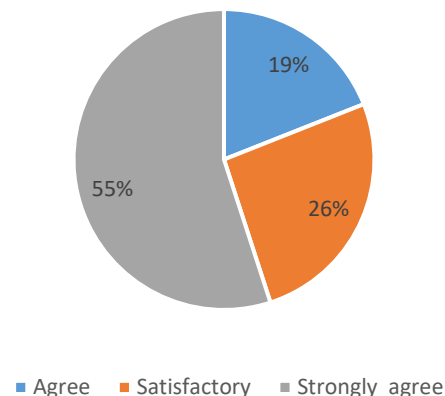
Observation:

The figure clearly states how the board of studies is taking care to ensure the currency and relevance of the programme offering. It has been observed that 20% agree that the board of studies is taking better care to make sure the currency and relevance of the programme offering. 18% strongly agree to the above statement. 62% believe that the performance of board of studies is good and satisfactory, hence suggesting the need to enhance the working of board in studies.

2. Employability is given weightage in curriculum design and development.

Agree	19%
Satisfactory	26%
Strongly agree	55%

Employability is given weightage in curriculum design and development

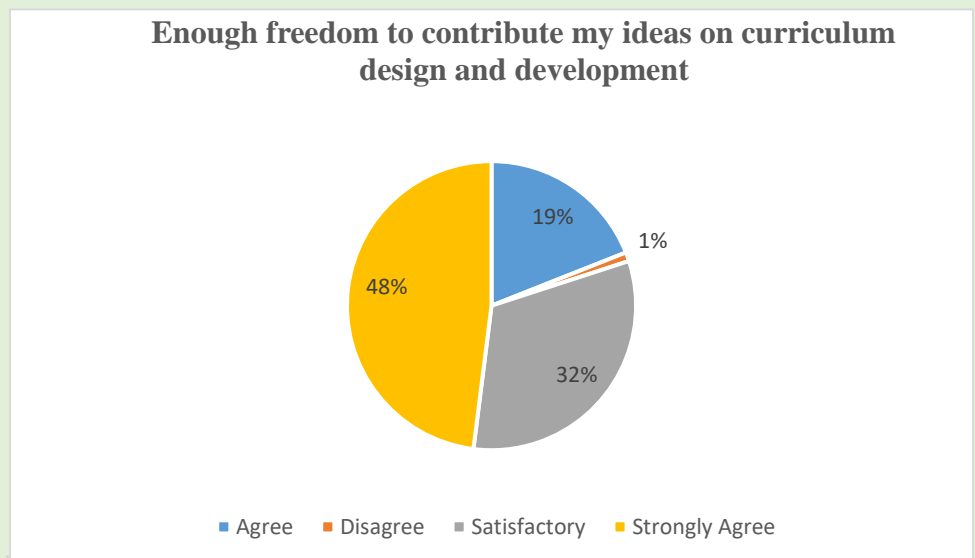


Observation:

The figure shows how Employability is given weightage in curriculum design and development. It has been observed that 19% agree that Employability is given value in curriculum design and development. 26% felt the need to augment the employability in curriculum design and development. 55% strongly agree that the ability to gain and maintain initial employment has been given special favour in curriculum design and development.

3. Enough freedom to contribute my ideas on curriculum design and development

Agree	19%
Disagree	1%
Satisfactory	32%
Strongly Agree	48%

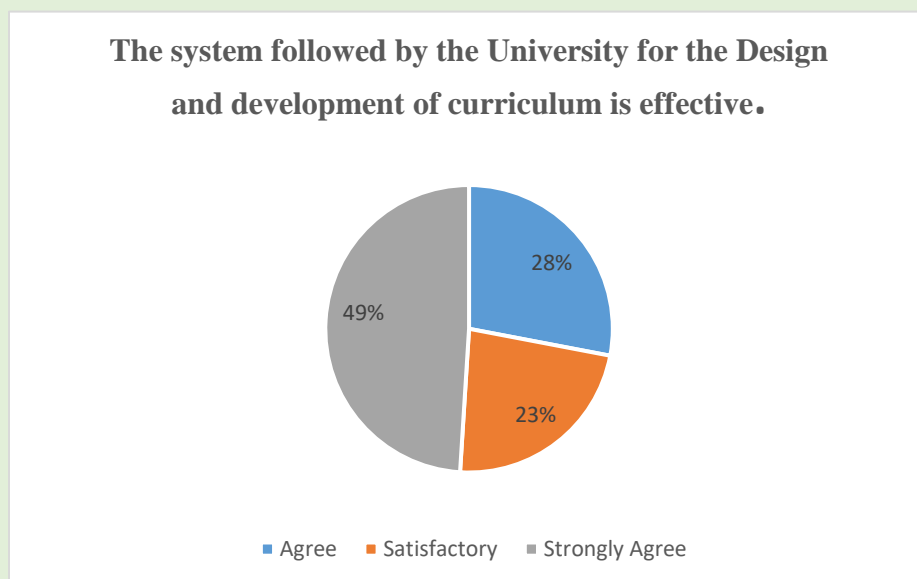


Observation:

The figure clearly states whether enough freedom is given to contribute the ideas on curriculum design and development. It has been observed that 19% agree that enough freedom to confer ideas on curriculum design and development has been provided. 1% opine that the freedom given to contribute on curriculum design and development is good and satisfactory. 32% disagree to the statement, felt that enough freedom has not been given to pitch in their ideas on curriculum design and development. 48% strongly agree to the statement.

4. The system followed by the University for the Design and development of curriculum is effective.

Agree	28%
Satisfactory	23%
Strongly Agree	49%

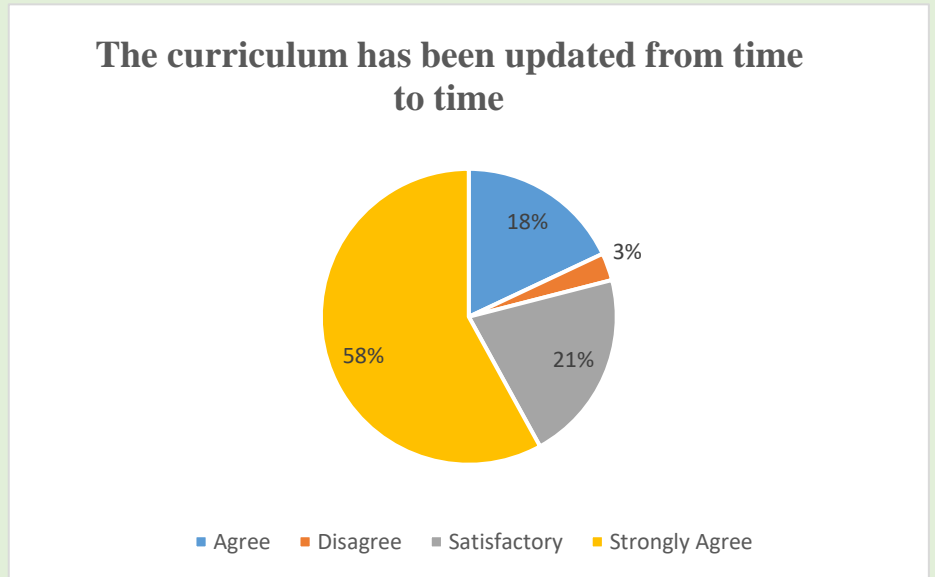


Observation:

The figure clearly states whether the system followed by the University for the Design and development of curriculum is effective. It has been observed that 28% agree that the system followed by the University is effective. 23% opine that the system followed by the University is good and satisfactory. 49% strongly agree that the system inculcated by the University for the Design and development of curriculum is effective.

5. The curriculum has been updated from time to time.

Agree	18%
Disagree	3%
Satisfactory	21%
Strongly Agree	58%

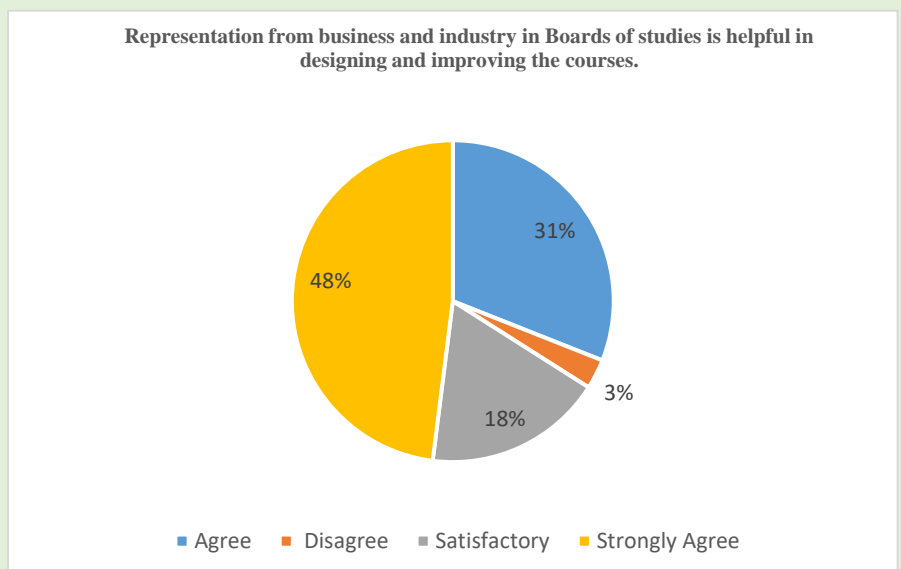


Observation:

The figure conveys how the curriculum gets updated from time to time. It has been observed that 18% agree that there is frequent update of the curriculum. 3% disagree to the statement, opine that the curriculum does not get updated at times. 1% 2 felt that the time of updation of curriculum is good and satisfactory. 58% strongly agree that the curriculum often gets updated from time to time.

6. Representation from business and industry in Boards of studies is helpful in designing and improving the courses.

Agree	31%
Disagree	3%
Satisfactory	18%
Strongly Agree	48%

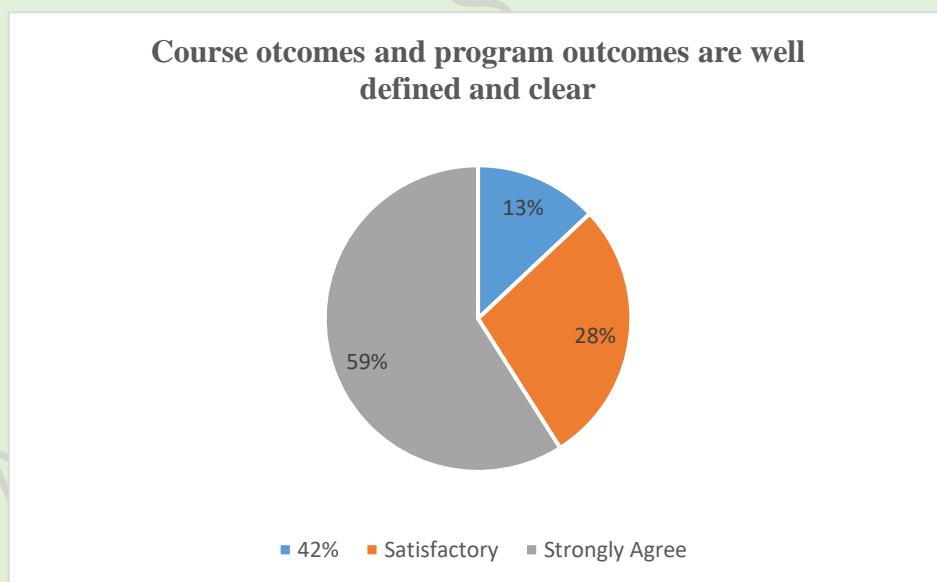


Observation:

The figure clearly states whether representation from business and industry in Boards of studies is helpful in designing and improving the courses. It has been observed that 31% agree that the courses improve with the representation from business and industry in Boards of Studies. 3% disagree to the statement, opine that the representation from business and industry would not help in improvising the course. 18% felt that the idea of representation from business and is good and satisfactory. 48% strongly agree that the representation from business and industry in Boards of studies is helpful in designing and improving the courses.

7. Course outcomes and program outcomes are well defined and clear

Agree	13%
Satisfactory	28%
Strongly Agree	59%

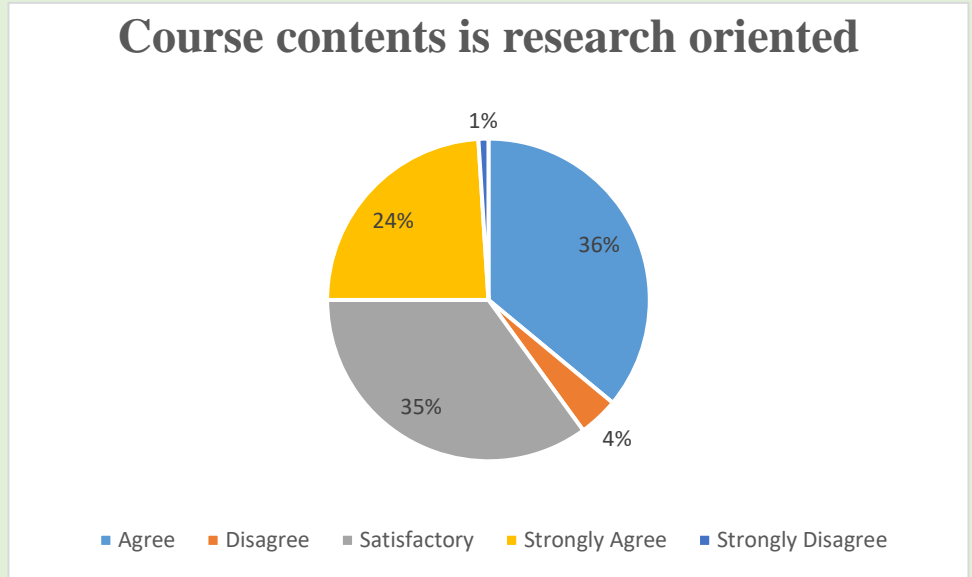


Observation:

The figure evinces whether the course outcomes and program outcomes are well defined and clear. It has been observed that 13% agree to the statement. 28% opine that the course outcomes and program outcomes are good and satisfactory. 59% strongly agree that the course outcomes and program outcomes are well defined and clear.

8. Course contents is research oriented

Agree	36%
Disagree	4%
Satisfactory	35%
Strongly Agree	24%
Strongly Disagree	1%

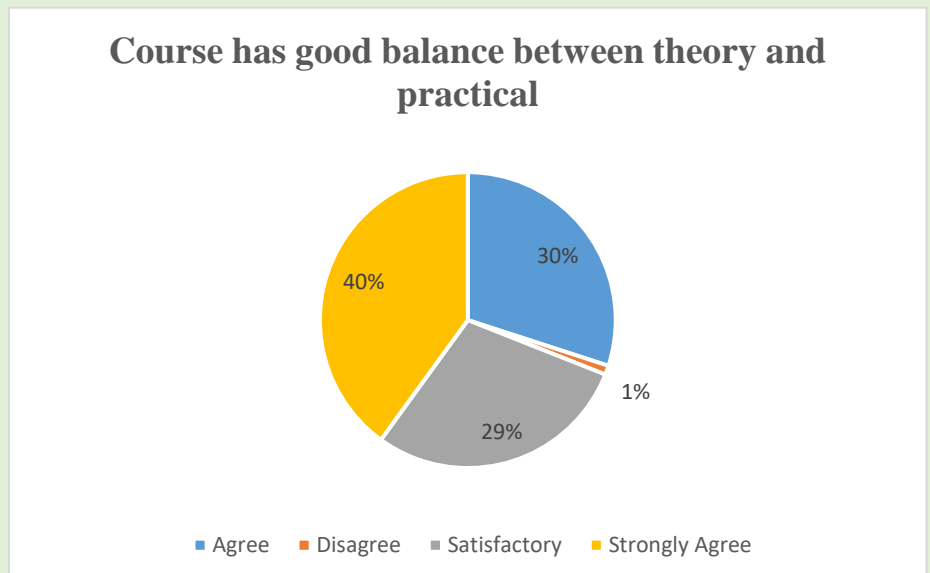


Observation:

The figure clearly states whether the Course contents is research oriented. It has been observed that 36% agree to the statement. 4% disagree to the statement, opine that the course content is not research oriented. 35% is satisfied that Course contents is research oriented. 24% strongly agree that the Course contents is research oriented. 1% strongly disagree to the statement, which suggests that the course content should be based on research.

9. Course has good balance between theory and practical

Agree	30%
Disagree	1%
Satisfactory	29%
Strongly Agree	40%

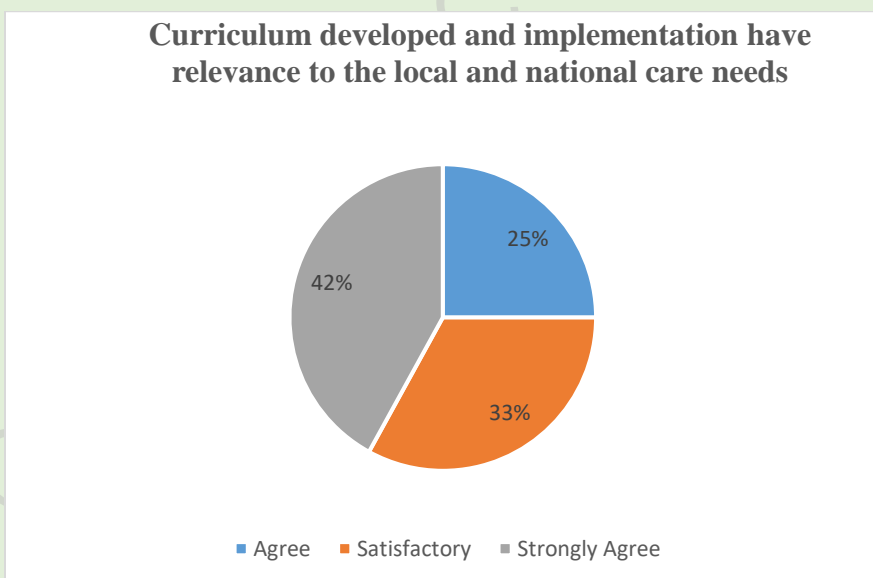


Observation:

The figure clearly states whether the Course has good balance between theory and practical. It has been observed that 30% agree that there is a good balance between theory and practical. 1% disagree to the statement, opine that the balance between theory and practical has to be enhanced. 29% felt that balance between theory and practical is good and satisfactory. 40% strongly agree that the Course has good balance between theory and practical.

10. Curriculum developed and implementation have relevance to the local and national care needs

Agree	25%
Satisfactory	33%
Strongly Agree	42%



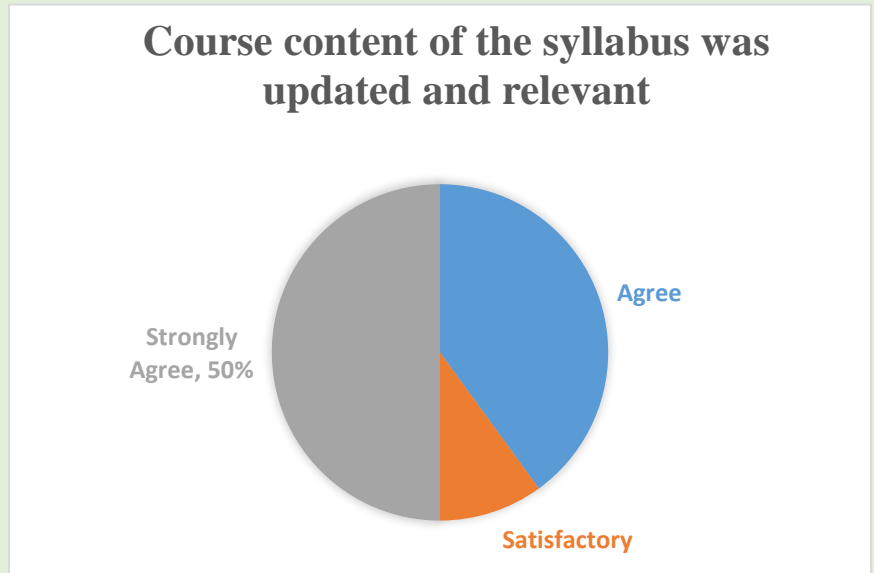
Observation:

The figure clearly states whether the Curriculum developed and implementation have relevance to the local and national care needs. It has been observed that 25% agree to the statement. 33% is satisfied that the curriculum has relevance to the local and national care needs. 42% strongly agree that the Curriculum developed and implementation have relevance to the local and national care needs.

Alumni Feedback on Curriculum

1. Course content of the syllabus was updated and relevant

Course content of the syllabus was updated and relevant	
Agree	40%
Satisfactory	10%
Strongly Agree	50%

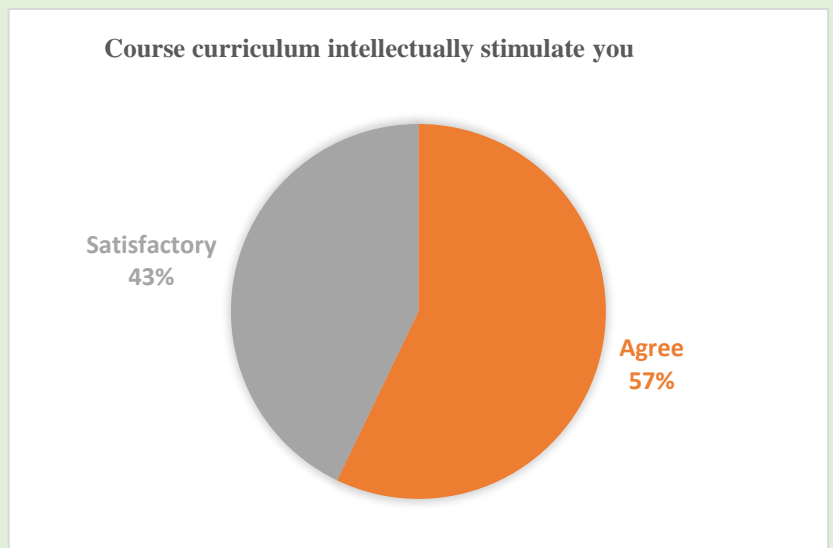


Observation:

The figure shows on how Course content of the syllabus was updated and how relevant it was. It has been observed that 40% students agree that Course content of the syllabus was updated time to time. 10% students felt that course syllabus updation was relevant and satisfactory. 50% students strongly agree that there was Excellency in the course content of the syllabus that was updated and it was relevant.

2. Course curriculum intellectually stimulate you

Course curriculum intellectually stimulate you	
Agree	43%
Satisfactory	57%

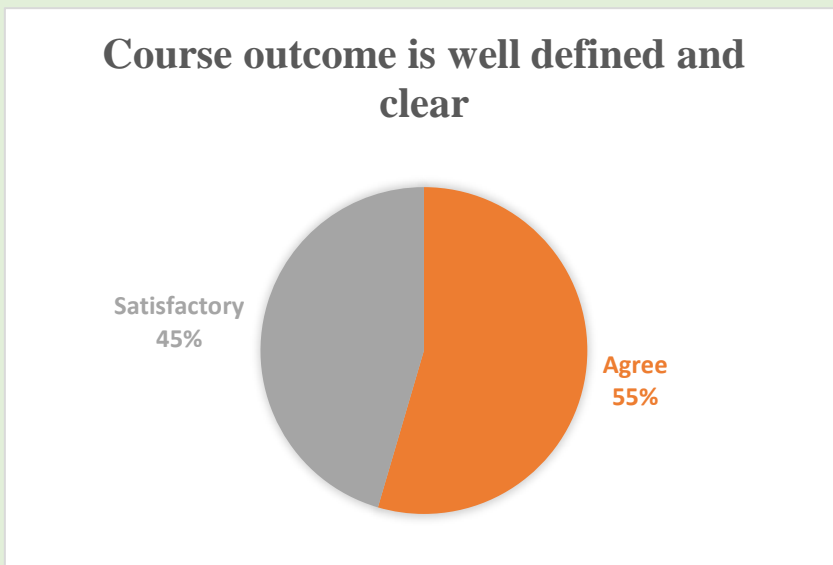


Observation:

The figure shows whether the course curriculum intellectually stimulate the students. It has been observed that 57% students agree that the course curriculum intellectually stimulate the students. 43% students is satisfied that the course curriculum intellectually stimulate the students.

3. Course outcome is well defined and clear

Course outcome is well defined and clear	
Agree	45%
Satisfactory	55%

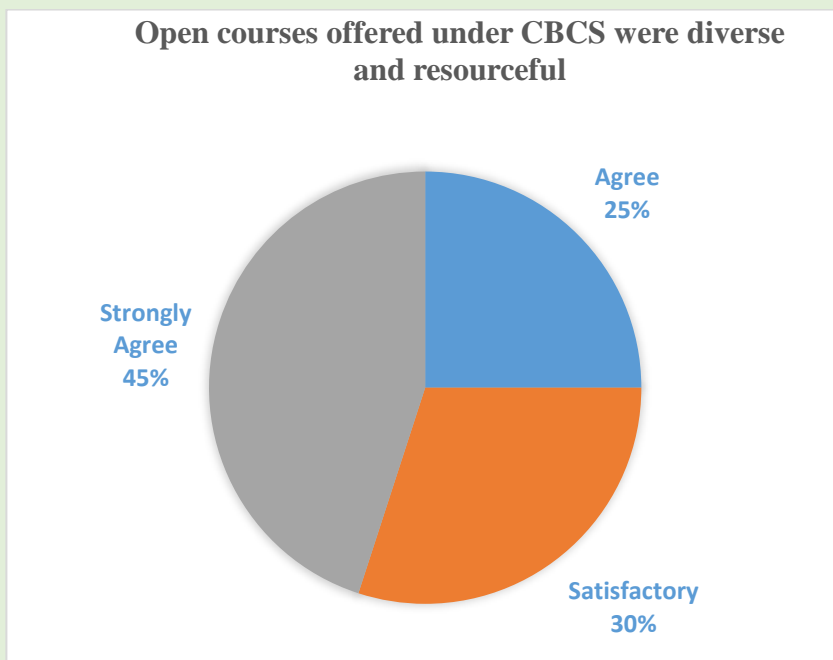


Observation:

The figure shows whether the Course outcome is well defined and clear. It has been observed that 55% students agree that the Course outcome is well defined and clear. 45% students is satisfied that the course.

4. Open courses offered under CBCS were diverse and resourceful

Open courses offered under CBCS were diverse and resourceful	
Agree	25%
Satisfactory	30%
Strongly Agree	45%

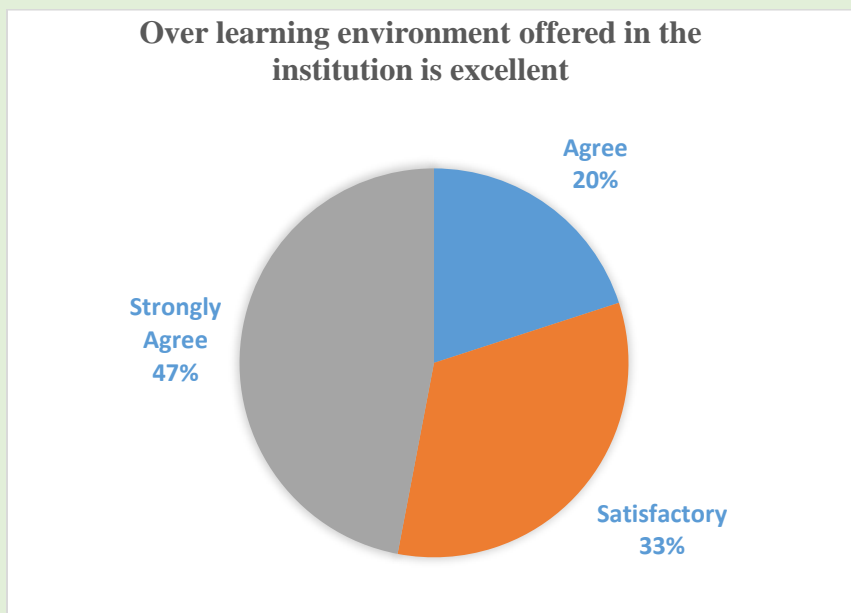


Observation:

The figure shows whether the open courses offered under CBCS were diverse and resourceful. It has been observed that 25% students agree that the open courses offered under CBCS were diverse and resourceful. 30% students is satisfied that the open courses offered under CBCS. 45% students strongly agree that the open courses offered under CBCS were diverse, resourceful and excellent.

5. Overall learning environment offered in the institution is excellent

Overall learning environment offered in the institution is excellent	
Agree	20%
Satisfactory	33%
Strongly Agree	47%

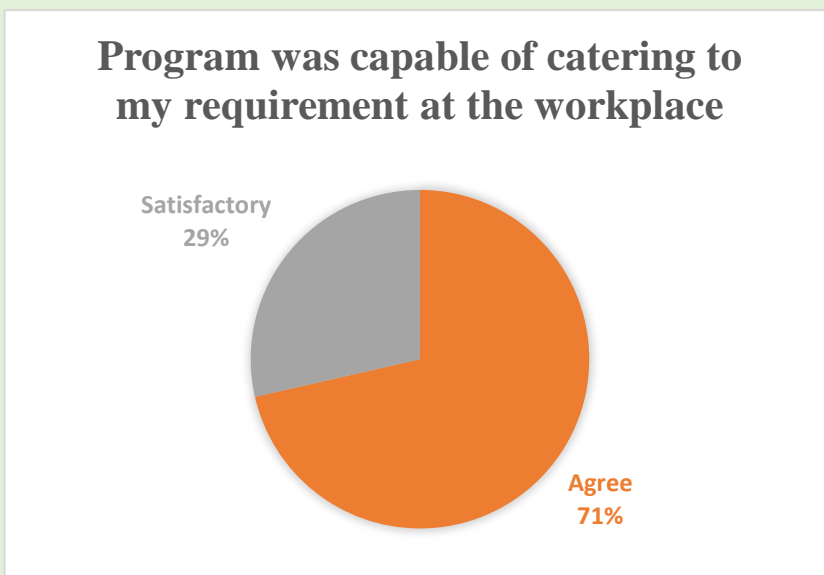


Observation:

The figure shows whether the overall learning environment offered in the institution is excellent. It has been observed that 20% students agree that the overall learning environment offered in the institution is good. 33% students is satisfied about the overall learning environment offered in the college. 47% students strongly agree that the overall learning environment offered in the institution is excellent.

6. Program was capable of catering to my requirement at the workplace

Program was capable of catering to my requirement at the workplace	
Agree	71%
Satisfactory	29%

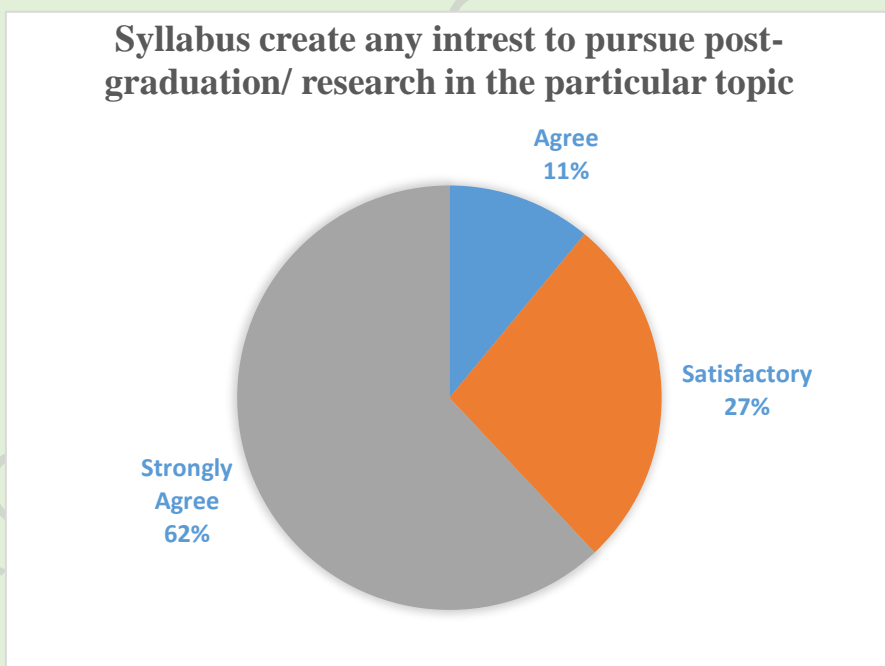


Observation:

The figure shows whether the program was capable of catering to the student's requirement at the workplace. It has been observed that 71% students agree that the program was capable of catering the needed requirements. 29% students felt that the program of catering to the student's requirement at the workplace was good and satisfactory.

7. Syllabus create any interest to pursue post-graduation/ Research in the particular topic

Syllabus create any interest to pursue post-graduation/ Research in the particular topic	
Agree	11%
Satisfactory	27%
Strongly Agree	62%

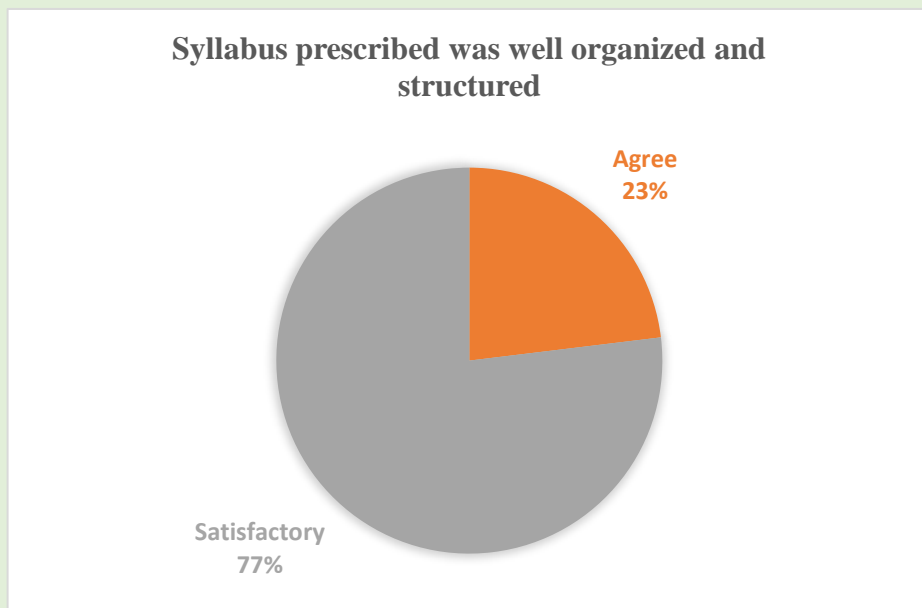


Observation:

The figure clearly states whether the syllabus create any interest to pursue post-graduation/ Research in the particular topic. It has been observed that 11% students agree that the syllabus creates interest to pursue post-graduation. 27% students is satisfied with the syllabus. 62% students strongly agree that the syllabus is excellent and creates interest to pursue post-graduation/ Research in the particular topic.

8. Syllabus prescribed was well organized and structured

Syllabus prescribed was well organized and structured	
Agree	23%
Satisfactory	77%

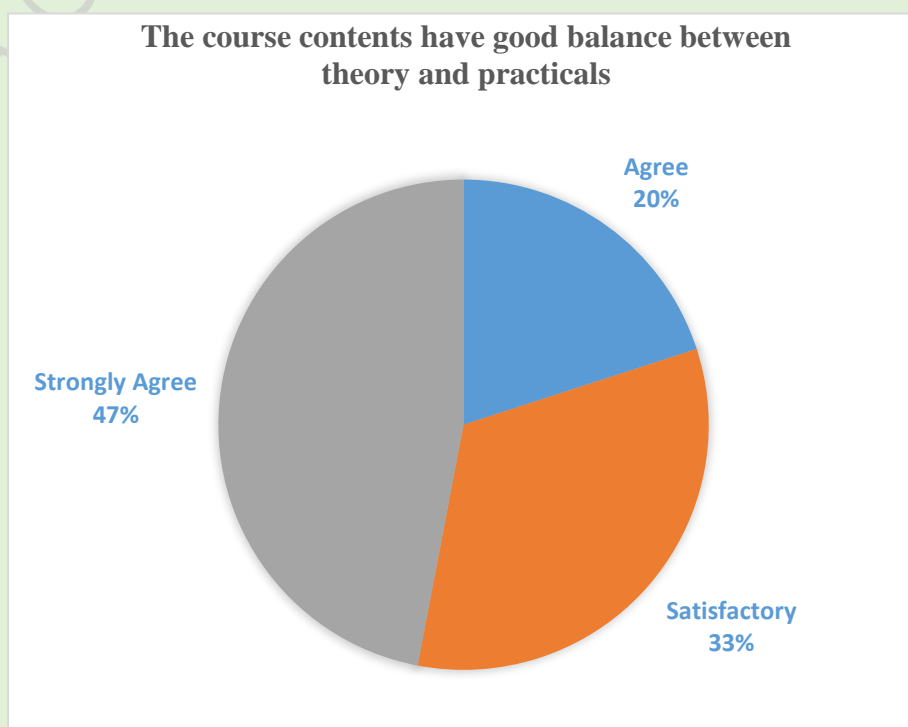


Observation:

The figure conveys whether the Syllabus prescribed was well organized and structured. It has been observed that 23% students agree that the Syllabus prescribed was well organized. 77% students is satisfied with the syllabus given by the institution.

9. The course contents have good balance between theory and practice

The course contents have good balance between theory and practice	
Agree	20%
Satisfactory	33%
Strongly Agree	47%



Observation:

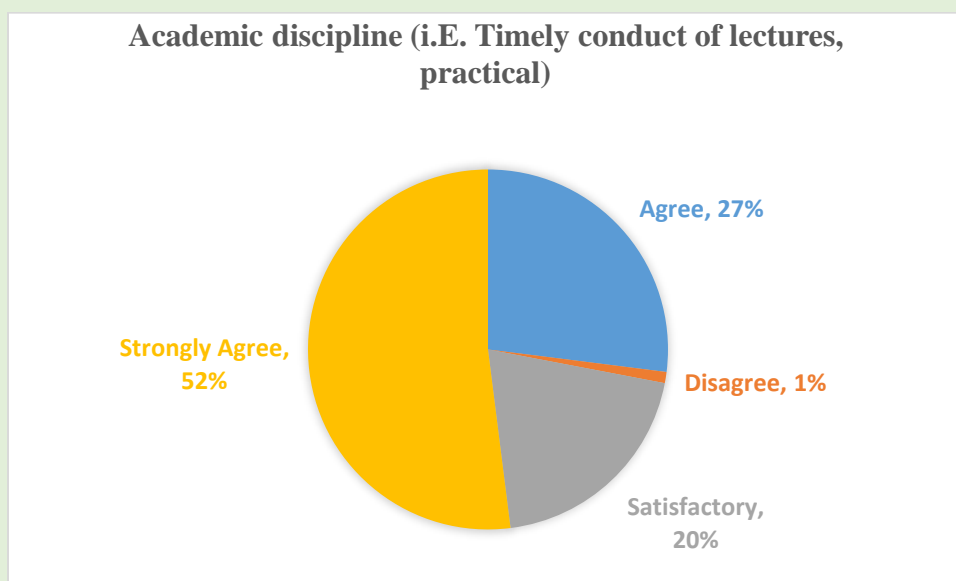
The figure clearly states whether the course contents have good balance between theory and practice. It has been observed that 20% students agree that the course contents have good balance between theory and practice. 33% students is satisfied with the content. 47% students strongly agree that the balance between theory and practice is excellent.

IQACMSRASC

Parent's Feedback on Institution

1. Academic discipline (i.e. timely conduct of lectures, practical)

Agree	27%
Disagree	1%
Satisfactory	20%
Strongly Agree	52%

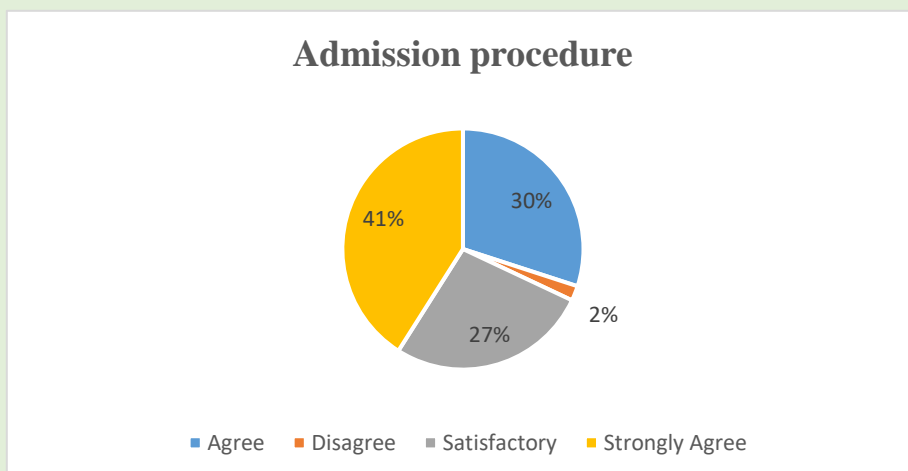


Observation:

The figure conveys whether the academic discipline that is timely conduct of lectures, practical is functioning systematically. It has been observed that 27% parents agree that the academic discipline is organized. 1% parents disagree to the statement, opine that the academic discipline is organized must be improvised. 20% felt that the Academic discipline is good and satisfactory. 52% parents strongly agree that the academic discipline that is timely conduct of lectures, practical is excellent.

2. Admission procedure

Agree	30%
Disagree	2%
Satisfactory	27%
Strongly Agree	41%

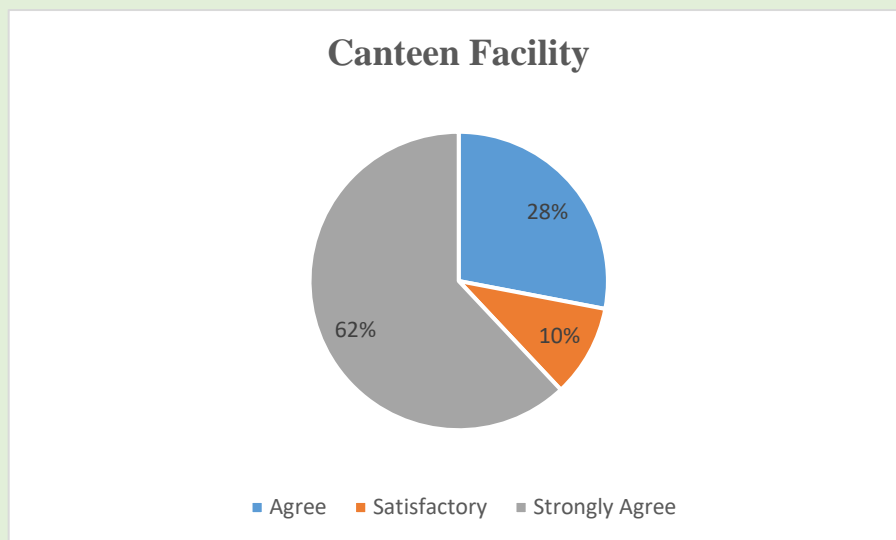


Observation:

The figure conveys whether the admission procedure is well organized. It has been observed that 30% parents agree that the admission procedure is organized. 2% parents disagree to the statement, opine that the admission procedure is not structured. 27% parents felt that the admission procedure is good and satisfactory. 41% parents strongly agree that the admission procedure is excellent and well ordered.

3. Canteen Facility

Agree	28%
Satisfactory	10%
Strongly Agree	62%

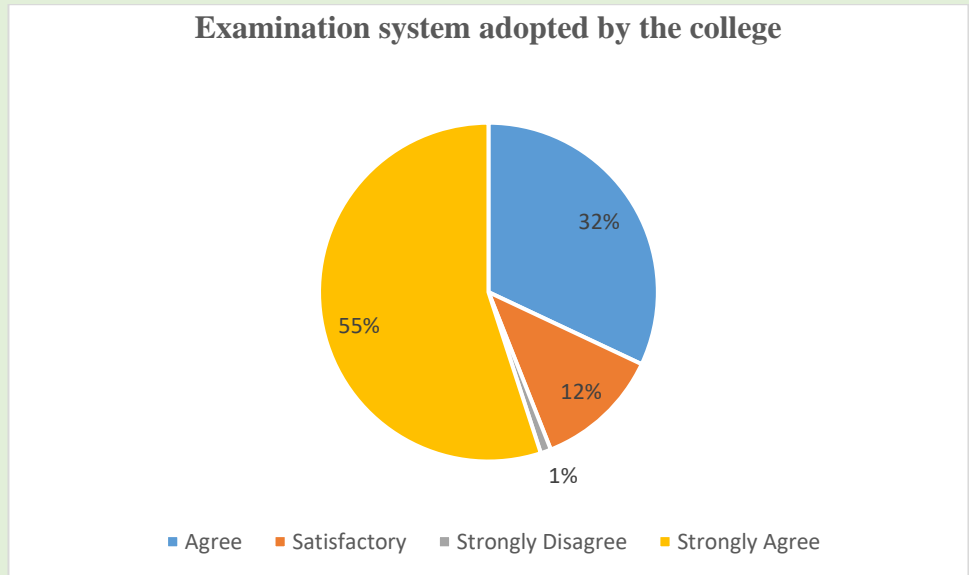


Observation:

The figure shows on how the canteen facility is given to the students. It has been observed that 28% parents agree that the canteen facility is good. 10% parents felt that the canteen facility is fair and satisfactory. 62% parents strongly agree that the canteen facility given to the students by the institution is excellent.

4. Examination system adopted by the college

Agree	32%
Satisfactory	12%
Strongly Disagree	1%
Strongly Agree	55%

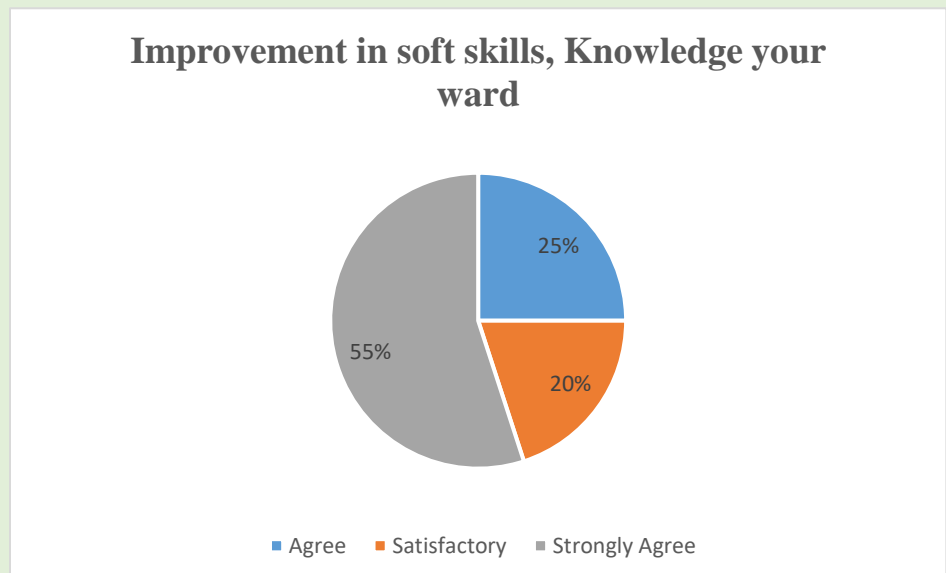


Observation:

The figure clearly states on how the examination system is adopted by the college. It has been observed that 32% parents agree that the examination system is good and organized. 12% parents felt that the examination system adopted in the institution is satisfactory. 1% parents Strongly disagree to the statement. 55% parents strongly agree that the examination system is adopted by the college is excellent.

5. Improvement in soft skills, knowledge your ward.

Agree	25%
Satisfactory	20%
Strongly Agree	55%

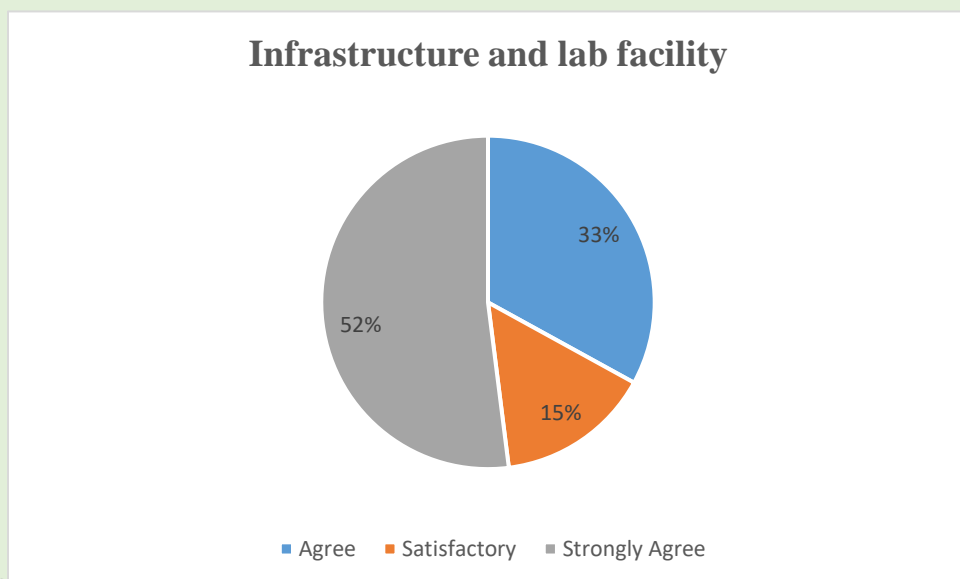


Observation:

The figure shows whether the scope is given for the improvement in soft skills, knowledge, and ethics in the student. It has been observed that 25% parents agree that there is an improvement in soft skills, knowledge, and ethics in their ward. 20% parents felt that the improvement in soft skills, knowledge, and ethics in their ward is good and satisfactory. 55% parents strongly agree that there is an excellent improvement in soft skills, knowledge, and ethics in their ward.

6. Infrastructure and lab facility

Agree	33%
Satisfactory	15%
Strongly Agree	52%

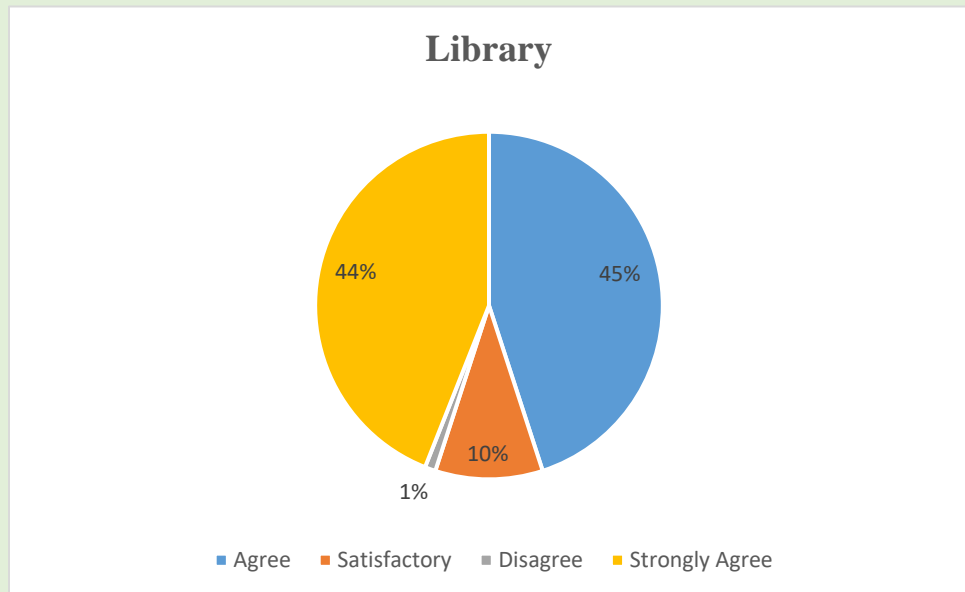


Observation:

The figure shows on how the infrastructure is maintained and on facility of the lab in the institution. It has been observed that 33% parents agree the Infrastructure and lab facility is good. 15% parents felt that the Infrastructure and lab facility is satisfactory. 52% parents strongly agree that the infrastructure is maintained and the lab facility provided is excellent.

7. Library

Agree	45%
Satisfactory	10%
Disagree	1%
Strongly Agree	44%

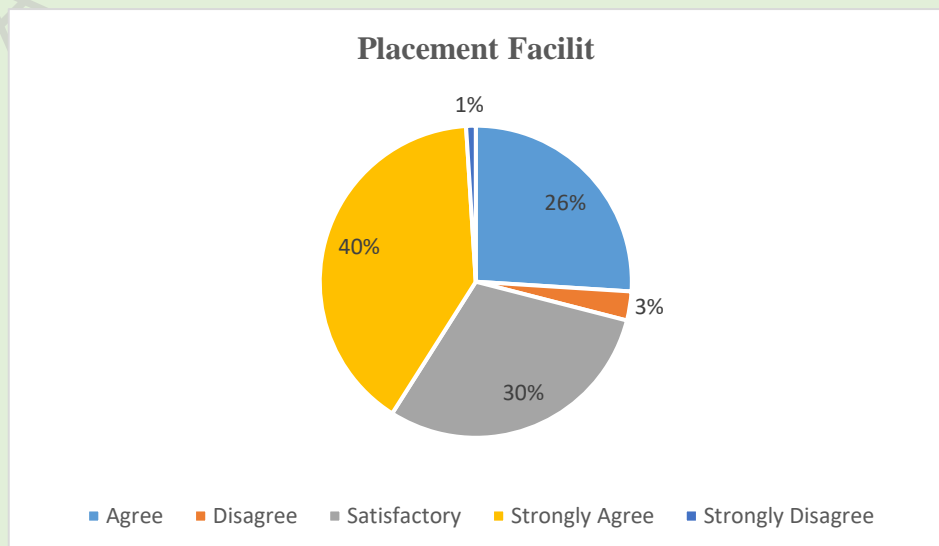


Observation:

The figure shows on how the library facility is given to the students. It has been observed that 45% parents agree library facility is good. 10% parents felt that the library is satisfactory. 1% Disagree to the statement. 44% parents strongly agree that the library facility given to the students by the institution is excellent.

8. Placement Facility

Agree	26%
Disagree	3%
Satisfactory	30%
Strongly Agree	40%
Strongly Disagree	1%

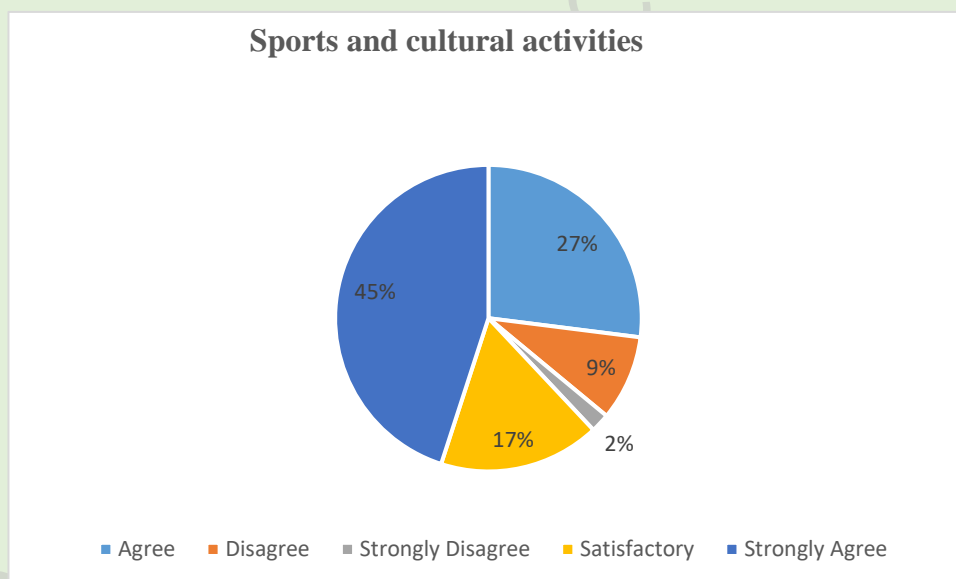


Observation:

The figure conveys whether the placement facility is given to the students in the college. It has been observed that 26% parents agree that the placement facility is given on a larger scale. 3% parents disagree to the statement, opine that the placement facility is not up to the mark. 30% parents felt that the placement facility is good and satisfactory. 40% parents strongly agree that the placement facility given to the students in the institution is excellent. 1% strongly disagree to the statement, hence suggest to improvise the placement facility.

9. Sports and cultural activities

Agree	27%
Disagree	9%
Strongly Disagree	2%
Satisfactory	17%
Strongly Agree	45%

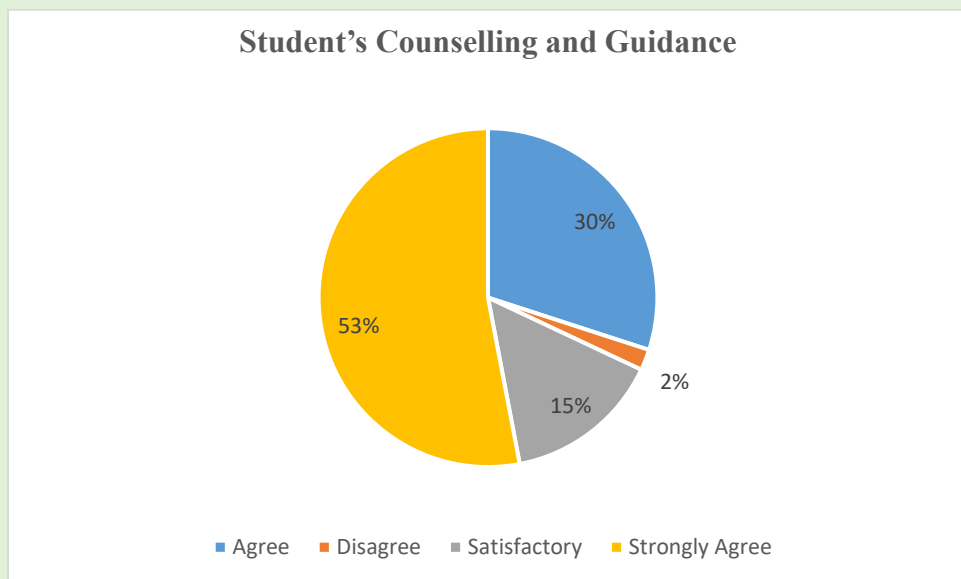


Observation:

The figure shows on how the sports and cultural activities is encouraged in the institution. It has been observed that 27% parents agree that the sports and cultural activities is being in constant practice. 9% parents disagree and 2% parents strongly disagree to the statement, opine that the sports and cultural activities must be given more importance. 17% parents felt that the sports and cultural activities practiced in the institution is good and satisfactory. 45% parents strongly agree that the sports and cultural activities practiced in the institution is excellent and encouraged to a well extent.

10. Student's Counselling and Guidance

Agree	30%
Disagree	2%
Satisfactory	15%
Strongly Agree	53%

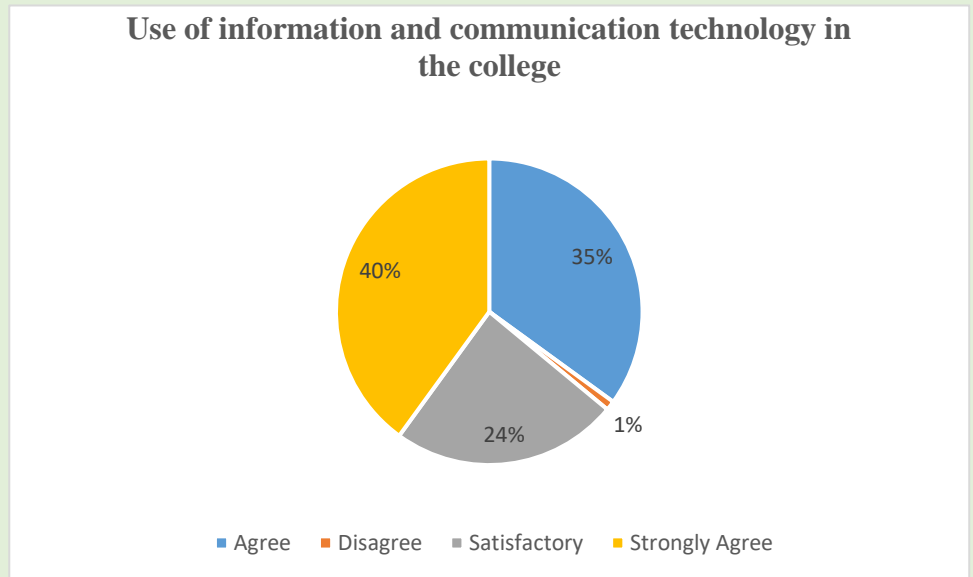


Observation:

The figure shows on how the counselling & guidance has been given to the students in the institution. It has been observed that 30% parents agree that the counselling & guidance has been given to the students frequently. 2% parents disagree to the statement, opine that the students should be counselled more and should be given guidance. 15% parents felt that the counselling & guidance that has been given to the students is good and satisfactory. 53% parents strongly agree that the counselling & guidance that has been given to the students in the institution is excellent.

11. Use of information and communication technology in the college

Agree	35%
Disagree	1%
Satisfactory	24%
Strongly Agree	40%

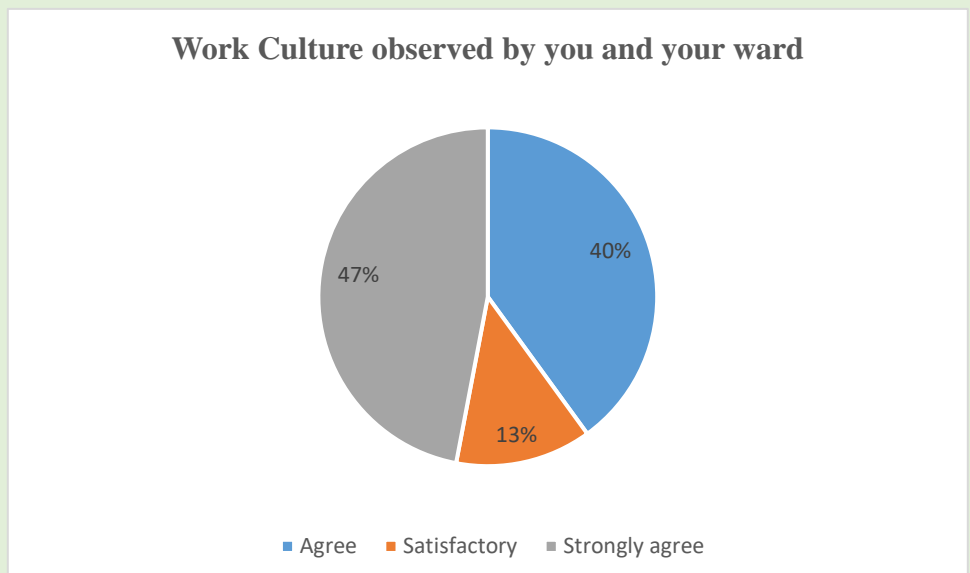


Observation:

The figure shows the use of information and communication technology in the college. It has been observed that 35% parents agree that the information and communication technology is often used in the college. 1% parents disagree to the statement, opine that the use of information and communication technology in the college must be improvised. 24% parents felt that the use of information and communication technology is good and satisfactory. 40% parents strongly agree that the use of information and communication technology in the college is excellent.

12. Work Culture observed by you and your ward

Agree	40%
Satisfactory	13%
Strongly agree	47%



Observation:

The figure shows on how work culture is observed by parents and their ward. It has been observed that 40% parents agree that the work culture in the college is good. 13% parents felt that work culture is fair and satisfactory. 47% parents strongly agree that the work culture given to the students by the institution is excellent.

IQACMSRASC

IQAC Recommendations

IQAC submit the feedback analysis report to the management through academic council. IQAC made special reference to consider teachers' performance and motivate them with due encouragement. Following are some of the recommendations made;

- Course content in the curriculum has to be revised from time to time and the course contents should have good balance between theory and practical. Further, care to be taken to prepare curriculum which intellectually stimulate all the students.
- Teaching faculty have to be periodically trained to update their knowledge which could be implemented in their course of work.
- A competent curriculum has to be outlined to mandate the recent day educational needs to keep the students update for the present day demands both personal as well as professional.
- An interface between industry and academia will lead to an effective curriculum by improvising on course outcome.
- As per the suggestions, a practical approach beyond classroom teaching emphasized a research-oriented mind setup.
- Soft skills training should be given to students to enhance their competence in their careers.

Mrs. Ramakrishnaiah T N

IQAC coordinator